



HEINE GAMMA® Series

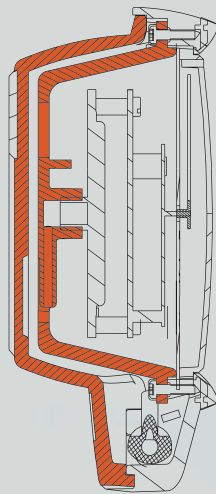
Shockproof and Latex-free Sphygmomanometers
and Stethoscopes



∴ Best in Class.

Those who expect the highest diagnostic precision, choose the best quality.


- ∴ Shockproof.
- ∴ Double-walled housing.
- ∴ Three-point manometer mounting.
- ∴ Exceeds all relevant standards.



Double-walled housing with three-point manometer mounting.

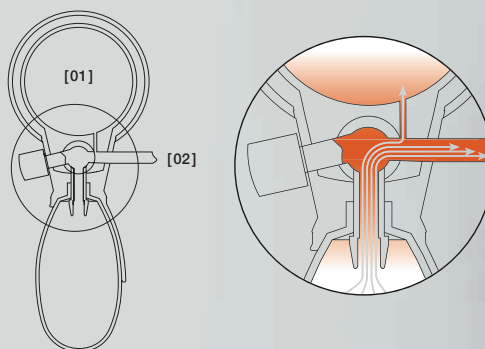
GAMMA G Series is built tough, incorporating an intricate shock-absorbing system that protects the manometer and produces instruments of unsurpassed durability. The HEINE GAMMA G Series is tested to well above the European (EN1060) and USA (SP9) standards.

Drop-test. Height in cm.



“Single-Tube” Design with exclusive Pressure-Distribution System

The exclusive pressure-distribution system controls the airflow to the manometer during inflation to provide a smooth and accurate increase in pressure and a long manometer life. With this innovation the HEINE GAMMA G Series now offers an important durability feature previously only available in “doubletube” systems, in a convenient, single-tube design.



[01] MANOMETER
[02] TUBE TO CUFF

The innovative HEINE “GAMMA G” Series latex-free sphygmomanometers set a new standard in performance, quality and value. A functional and modern design, in combination with a high-quality precision manometer and durable construction, guarantee reliable performance over many years in any clinical environment.

GAMMA G Series / Confirmation of clinical validation:

The GAMMA G Series is now clinically-validated under the European Union protocol on hypertension. The validation protocol for the GAMMA G range confirms the long-term accuracy of measurement of the systolic and diastolic blood pressure.



[HEINE GAMMA® G5]

GAMMA G5 | ORDER NO.:

The HEINE Standard Sphygmomanometer.

The core of the GAMMA G5 is the quality and durability of the housing and spoon made of strong, impact-resistant Polyamide/TP-Elastomer. The integration of an intricate shock-absorbing system protects the manometer.

The extra large insufflation bulb is comfortable to hold, enabling fast inflation of the cuff.

- ✦ **Latex-Free.**
- ✦ **Shockproof.**
- ✦ **Exclusive Pressure-Distribution System.**
- ✦ **Pressure-Proof Manometer:** Ensures durability and reliability.
- ✦ **Micro-Filter:** Protects valve and manometer.
- ✦ **Large Diameter Scale:** (56mm) is easy to read.

- ✦ **Large Insufflation Bulb:** 50% larger bulb volume for fast inflation of the cuff.
- ✦ **Exclusive Air-Release Valve:** Provides fine and precise air-release rate adjustment, quick deflation, and extreme durability. A rubber-stop prevents valve-lock.
- ✦ **Housing** is molded in 2-component thermoplastic (Polyamide/TP-Elastomer) with the addition of a shock-absorbing, anti-slip coating.
- ✦ **Adjustable Spoon (Polyamide/TP-Elastomer):** For both right- or left-handed operation.
- ✦ **High quality, Single-Tube Cuff with Velcro Fastener.** Washable.
- ✦ **5 Year Warranty*.**

*The GAMMA G5 is warranted against defects in manufacture and workmanship.

WITH ADULT CUFF	M-000.09.230
WITH CHILD CUFF	M-000.09.231
PRACTICE KIT WITH CHILD, ADULT AND SMALL ADULT CUFF	M-000.09.555
WITH ADULT CUFF, WITHOUT ZIPPER POUCH, BOX OF 10	M-000.09.561



[HEINE GAMMA® G7]

GAMMA G7 | ORDER NO.:

The model with aluminium alloy construction and precision valve.

GAMMA G7 is unique in its advanced construction, utilizing a 2-Component Housing made of aluminium alloy and advanced thermoplastics (Polyamide/TP-Elastomer), producing a shockproof and modern design.

Combines all the design and quality features of the GAMMA G5, except:

- ✦ **Upper Housing** made of aluminium alloy and advanced thermoplastics (Polyamide/TP-Elastomer) with a shock-absorbing ring to protect indicator and glass.
- ✦ **Lower Housing** is molded in 2-component thermoplastic (Polyamide/TP-Elastomer) with the addition of a shock-absorbing, anti-slip coating.
- ✦ **Light Alloy, Adjustable Spoon:** For both right- or left-handed operation.
- ✦ **10 Year Warranty*.**

*The GAMMA G7 is warranted against defects in manufacture and workmanship.

WITH ADULT CUFF	M-000.09.232
WITH CHILD CUFF	M-000.09.233
PRACTICE KIT WITH CHILD, ADULT AND SMALL ADULT CUFF	M-000.09.554
WITH ADULT CUFF, WITHOUT ZIPPER POUCH, BOX OF 10	M-000.09.560



[HEINE GAMMA® GP]

Standard Instrument with Push-Button Valve.

Equipped with an innovative, absolutely reliable and easy-to-operate push-button valve, the new GAMMA GP combines all the design and quality features of the tried and proven GAMMA G5.

- ❖ **Innovative Push-Button Valve.** Fine and precise air-release rate adjustment, ultra-fast air-release, practically wear-free. Easy to operate by both left- and right-handed users.

- ❖ **5 Year Warranty*.**

*The GAMMA GP is warranted against defects in manufacture and workmanship.



GAMMA GP | ORDER NO.:

WITH ADULT CUFF	M-000.09.242
WITH CHILD CUFF	M-000.09.243
PRACTICE KIT WITH CHILD, ADULT AND SMALL ADULT CUFF	M-000.09.556
WITH ADULT CUFF, WITHOUT ZIPPER POUCH, BOX OF 10	M-000.09.562

[HEINE GAMMA® XXL LF]

The versatile professional model.

The Classic GAMMA XXL LF now comes in a latex-free (LF) version with a range of mounting options that makes it the ideal sphygmomanometer in any clinical setting.

The oversized, blue-on-white, adjustable scale is easy to read, even from a distance.

Since the GAMMA XXL LF is non-mercurial, it is both safe and environmentally-friendly.

- ❖ **Latex-Free.**
- ❖ **Durable Polycarbonate Construction** will hold up in the busiest hospital and practice environments.
- ❖ **Oversized 130mm diameter blue-on-white scale** can be pivoted for clear, easy reading from any angle.

- ❖ **Long Spiral (3m) Inflation Tube** for increased working distance.
- ❖ **High Quality Indicator** is precisely calibrated and durable.
- ❖ **Precision Air-Release Valve.**
- ❖ **Pressure-Proof Manometer:** Ensures durability and reliability.
- ❖ **Wall, Desk, Rail and Wheeled Stand (adjustable height) Mounting Options.**
- ❖ **Mercury-free.**
- ❖ **10 Year Warranty*.**

*The GAMMA XXL LF is warranted against defects in manufacture and workmanship.

GAMMA XXL LF | ORDER NO.:

WALL MODEL LF-W	M-000.09.323
WHEELED STAND MODEL LF-S	M-000.09.326
RAIL MODEL LF-R	M-000.09.325
DESK MODEL LF-T (NON SPIRAL INFLATION TUBE)	M-000.09.322

[XXL LF-S]



[CUFFS / ACCESSORIES]

Single tube cuffs for GAMMA G7 / G5 / GP	Child small	6 x 28	M-000.09.700
	Child	10 x 34	M-000.09.702
	Adult small	14 x 53	M-000.09.704
	Adult	14 x 58	M-000.09.619
	Large adult	20 x 86	M-000.09.615
Cuff for GAMMA XXL LF	Child small	6 x 28	M-000.09.701
	Child	10 x 34	M-000.09.703
	Adult small	14 x 53	M-000.09.705
	Adult	14 x 58	M-000.09.629
	Large adult	20 x 86	M-000.09.625
Mounting Accessories and parts for GAMMA XXL LF	Cuff holder	for Desk Mount GAMMA XXL LF-T	M-000.09.141
	Desk Stand	for Desk Mount GAMMA XXL LF-T	M-000.09.142
	Universal Mounting Plate	for rail, wall and wheeled stand GAMMA XXL LF-R / LF-W / LF-S	M-000.09.306
	Rail Clamp	GAMMA XXL LF-R	M-000.09.307
	Adjustable wheeled Stand	GAMMA XXL LF-S	M-000.09.145

