



**COVIDIEN**

*positive results for life™*

A leader in wound closure  
innovation since 1909

# Surgipro™ II

## Polypropylene Monofilament Suture

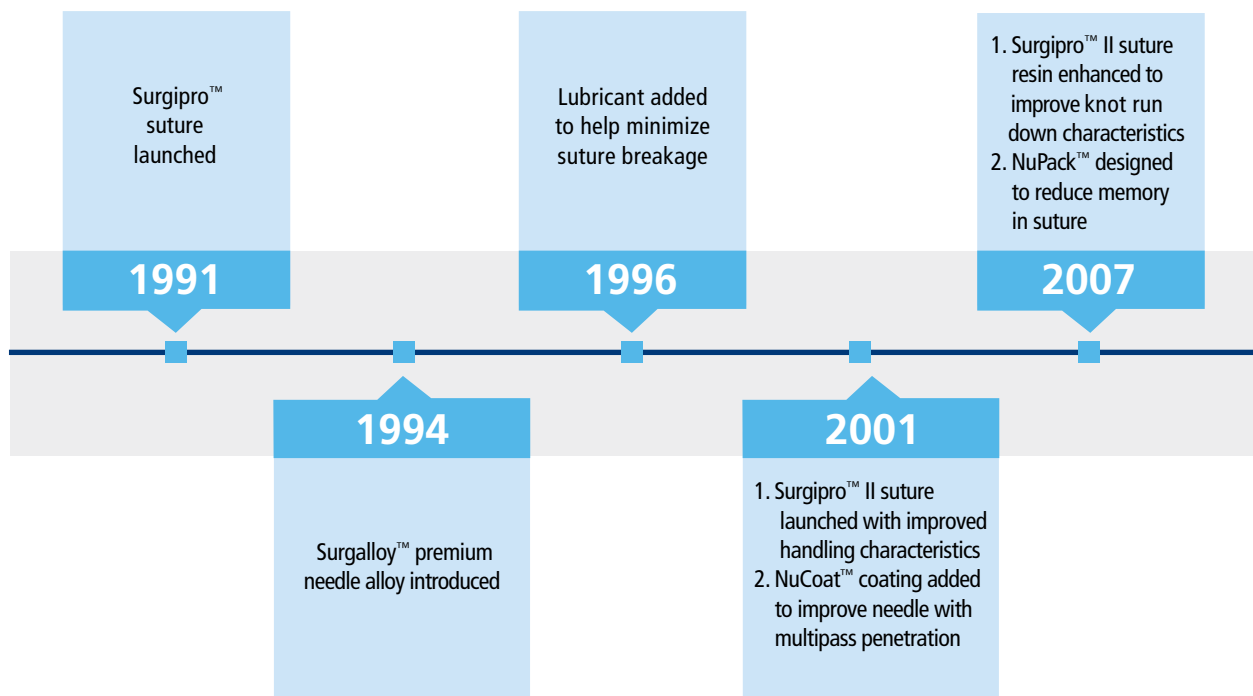


# Surgipro™ II Suture

## POLYPROPYLENE MONOFILAMENT SUTURE USED FOR CARDIOVASCULAR AND PERIPHERAL VASCULAR PROCEDURES

### OUR HISTORY

Surgipro™ II suture is a brand you have trusted for many years with several product innovations. Our history of innovation and experience provides you with consistent and reliable outcomes. With us, your patient's life can be safe and secure.

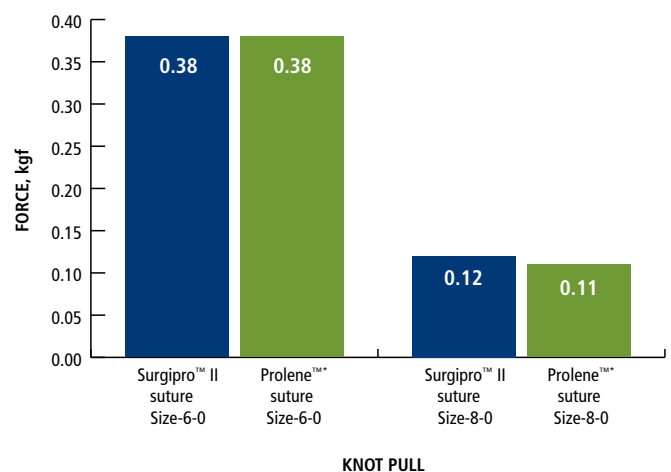


## COVIDIEN'S FULL LINE OF PRODUCT OFFERINGS CAN MEET ALL YOUR SURGICAL NEEDS

### SUTURE PERFORMANCE

The continuous improvement in handling characteristics ensures ease of use.

**Tensile Strength Data<sup>1†</sup>**  
Surgipro™ II suture vs. Prolene™ suture  
(Average Knot Pull)



# Surgipro™ II Suture



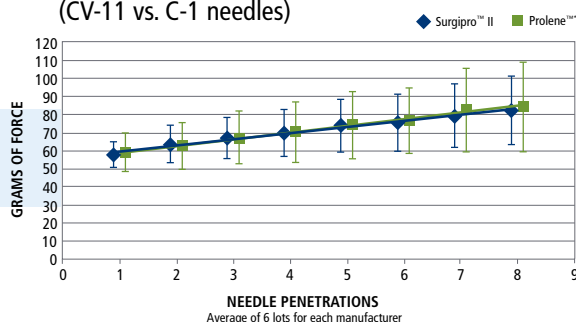
## NEEDLE PERFORMANCE

- Surgalloy™ premium needle alloy designed to enhance needle strength
- NuCoat™ coating maintains needle sharpness over the duration of the procedure, resulting in consistent penetration, pass after pass
- Optimis™ surfaced darkened needles provide maximum visibility without affecting needle performance
- Flat-pressed needles: CVF and KVF needles are available for enhanced stability in the needle driver
- Taper-cutting needles (KV) have a taper body with a cutting tip
- Cardiopoint™ needles:
  1. Specialized cardiac needles less likely to break when operating at difficult angles
  2. Y needles with smaller cutting tip

## MULTIPASS PENETRATION COMPARISONS

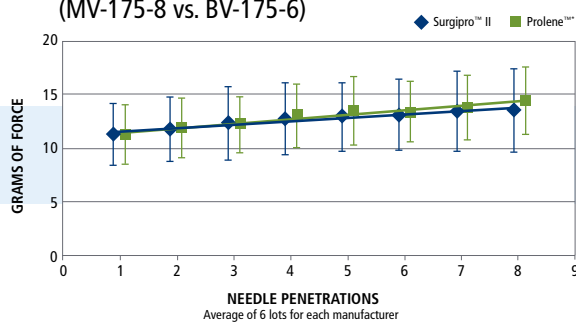
Surgipro™ II suture 6/0 CV-11 vs. Prolene™\* suture 6/0 C-1<sup>2</sup>

**Equivalent Multipass Penetration Chart**  
(CV-11 vs. C-1 needles)



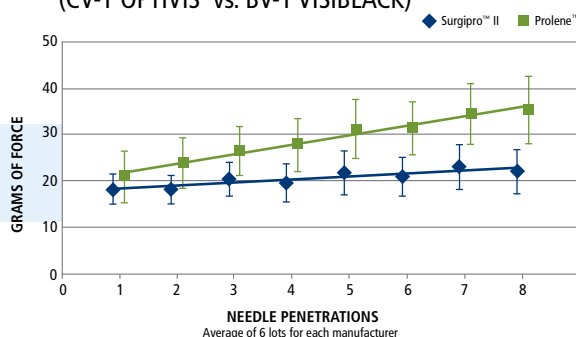
Surgipro™ II suture 7/0 MV-175-8 vs. Prolene™\* suture 7/0 BV-175-6<sup>3</sup>

**Equivalent Multipass Penetration Chart**  
(MV-175-8 vs. BV-175-6)






























Surgipro™ II suture 7/0 CV-1 OPTIVIS vs. Prolene™\* suture 7/0 BV-1 VISIBLACK<sup>4</sup>

**Superior Multipass Penetration Chart**  
(CV-1 OPTIVIS vs. BV-1 VISIBLACK)





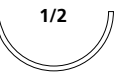

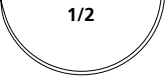
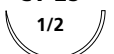


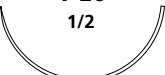









# Surgipro™ II Suture

## BROAD PRODUCT RANGE

CABG								
	6 mm	8 mm	9 mm	9.5 mm	10 mm	11 mm	13 mm	17 mm
<b>SIZE 5-0</b>					CV-20  1/2		CV-22/CVF-22  1/2  CV-11/CVF-11  3/8  KV-11  3/8	CV-23  1/2  CV-15  3/8  KV-15  3/8  KV-5  1/2
<b>SIZE 6-0</b>			CV-1/CVF-1  3/8  KV-1/KVF-1  3/8		CV-20  1/2  CV-337  1/2		CV-22/CVF-22  1/2  CV-11/CVF-11  3/8  KV-11/KVF-11  3/8	CV-23  1/2
<b>SIZE 7-0</b>	MV-135-5  3/8	MV-175-8/ MVF-175-8  3/8	CV-1/CVF-1  3/8  KV-1/KVF-1  3/8		MV-175-9  3/8  CV-20  1/2	CVL   taper point CardioCurve™	CV-11  3/8	
<b>SIZE 8-0</b>	MV-135-5/ MVF-135-5  3/8	MV-175-8  3/8			MV-175-9  3/8			

























# Surgipro™ II Suture

## BROAD PRODUCT RANGE

Abdominal Aortic Aneurysm						
	17 mm	20 mm	22 mm	26 mm	30 mm	37 mm
SIZE 2-0			<b>CV-13</b> $\frac{3}{8}$ 	<b>KV-7</b> $\frac{1}{2}$   <b>V-20/VF-20</b> $\frac{1}{2}$ 	<b>V-30</b> $\frac{1}{2}$ 	<b>V-26</b> $\frac{1}{2}$ 
			<b>CV-25</b> $\frac{1}{2}$ 	<b>KV-7</b> $\frac{1}{2}$   <b>V-20/VF-20</b> $\frac{1}{2}$ 		<b>V-26</b> $\frac{1}{2}$ 
SIZE 3-0	<b>CV-23/CVF-23</b> $\frac{1}{2}$ 	<b>CV-24</b> $\frac{1}{2}$ 	<b>CV-25</b> $\frac{1}{2}$ 	<b>KV-7</b> $\frac{1}{2}$ 		
	<b>CV-15/CVF-15</b> $\frac{3}{8}$ 		<b>CV-13</b> $\frac{3}{8}$ 	<b>V-20</b> $\frac{1}{2}$ 		
	<b>KV-15</b> $\frac{3}{8}$ 					
	<b>KV-5</b> $\frac{1}{2}$ 					
















# Surgipro™ II Suture

## BROAD PRODUCT RANGE

Femoropopliteal bypass (Fem-Pop)							
	9 mm	10 mm	13 mm	17 mm	20 mm	22 mm	26 mm
SIZE 4-0				CV-23/CVF-23 1/2 	CV-24 1/2 	CV-25 1/2 	KV-7 1/2 
				CV-15/CVF-15 3/8 		CV-13 3/8 	V-20 1/2 
				KV-15 3/8 			
				KV-5 1/2 			
SIZE 5-0		CV-20 1/2 	CV-22/CVF-22 1/2 	CV-23 1/2 			
			CV-11/CVF-11 3/8 	CV-15 3/8 			
			KV-11 3/8 	KV-15 3/8 			
SIZE 6-0	CV-1/CVF-1 3/8 	CV-20 1/2 	CV-22/CVF-22 1/2 	CV-23 1/2 			
	KV-1/KVF-1 3/8 	CV-337 1/2 	CV-11/CVF-11 3/8 				
			KV-11/KVF-11 3/8 				























# Surgipro™ II Suture

## BROAD PRODUCT RANGE

Carotid Endarterectomy				
	9 mm	10 mm	13 mm	17 mm
SIZE 5-0		<b>CV-20</b> 	<b>CV-22/CVF-22</b>   <b>CV-11/CVF-11</b>   <b>KV-11</b> 	<b>CV-23</b>   <b>CV-15</b>   <b>KV-15</b>   <b>KV-5</b> 
		<b>CV-1/CVF-1</b>   <b>KV-1/KVF-1</b> 	<b>CV-20</b>   <b>CV-337</b> 	<b>CV-22/CVF-22</b>   <b>CV-11/CVF-11</b>   <b>KV-11/KVF-11</b> 

# Surgipro™ II Suture

## BROAD PRODUCT RANGE

A/V Fistula								
	6 mm	8 mm	9 mm	9.5 mm	10 mm	11 mm	13 mm	17 mm
SIZE 5-0					CV-20 1/2 		CV-22/CVF-22 1/2 	CV-23 1/2 
							CV-11/CVF-11 3/8 	CV-15 3/8 
							KV-11 3/8 	KV-15 3/8 
SIZE 6-0			CV-1/ CVF-1 3/8 		CV-20 1/2 		CV-22/CVF-22 1/2 	
			KV-1 3/8 		CV-337 1/2 		CV-11/CVF-11 3/8 	
							KV-11/KVF-11 3/8 	
SIZE 7-0	MV-135-5 3/8 	MV-175-8/ MVF-175-8 3/8 	CV-1/ CVF-1 3/8 		MV-175-9 3/8 	CVL  taper point CardioCurve™	CV-11 3/8 	
			KV-1/ KVF-1 3/8 		CV-20 1/2 			



# Surgipro™ II Suture



## EXCELLENT PACKAGING

Surgipro™ II suture packaging provides:

1. Minimal Memory
2. Clear Labeling
3. Ease of Use
  - Easy dispensing
  - Easy to load

## FREQUENT USES

### Cardiovascular Vascular Procedures

- CABG
- Proximal and Distal Anastomosis
- Cannulation

### Peripheral Vascular Procedures

- Abdominal Aortic Aneurism
- Femoropopliteal Bypass
- Carotid Endarterectomy
- AV Fistula or AV Graft

## INDICATIONS

Indicated for use in general soft tissue approximation and/or ligation, including use in cardiovascular, ophthalmic, and neurological surgery.

## CONTRAINDICATIONS

None known.



NuPack™ is designed to reduce memory in suture

# Surgipro™ II Suture

## SPECIFICATIONS

<b>Composition</b>	Monofilament Polypropylene (an isotactic crystalline stereoisomer of polypropylene and polyethylene)
<b>Sizes</b>	Available in USP sizes 8-0 through 3-0
<b>Colors</b>	Blue
<b>Units per box</b>	One, two, and three dozen
<b>Lengths</b>	18, 24, 30, 36, 48 inch lengths
<b>Absorption Profile</b>	Permanent
<b>Tensile Strength</b>	Permanent
<b>Needle Availability</b>	A wide variety of taper and taper cutting needles

\*Two sample T-test for Surgipro II vs. Prolene size 6-0 suggests P value = 0.981 and for Surgipro II vs. Prolene size 8-0 suggests P value = 0.244. P values greater than .05, signify that there is not statistical difference between these two data sets.

1. Knot Pull comparison between size 6/0 and 8/0 Surgipro™ II and 6/0 and 8/0 Prolene™, Covidien R&D Testing Services Report dated August 28, 2012.
2. Multipass Penetration comparison between size 6/0 Surgipro™ II CV-11 needle and 6/0 Prolene™ C-1 needle, Covidien R&D Testing Services Report – CA-04-005.
3. Multipass Penetration comparison between size 7/0 Surgipro™ II MV-175-8 needle and 7/0 Prolene™ BV175-6 needle, Covidien R&D Testing Services Report – CA-04-006.
4. Multipass Penetration comparison between size 7/0 Surgipro™ II CV-1 Optivis needle and 7/0 Prolene™ BV-1 Visiblack needle, Covidien R&D Testing Services Report – CA-04-010.

COVIDIEN, COVIDIEN with logo, COVIDIEN logo and *positive results for life* are U.S. and internationally registered trademarks of Covidien AG. ™ Trademark of its respective owner. Other brands are trademarks of a Covidien company. © 2013 Covidien 2.13 P120069



Contact your local Soft Tissue Repair Representative for additional information. Call 1 800 722 8772 or visit [www.covidien.com](http://www.covidien.com).

555 LONG WHARF DRIVE  
NEW HAVEN, CT  
06511

800-722-8772

[WWW.COVIDIEN.COM](http://WWW.COVIDIEN.COM)